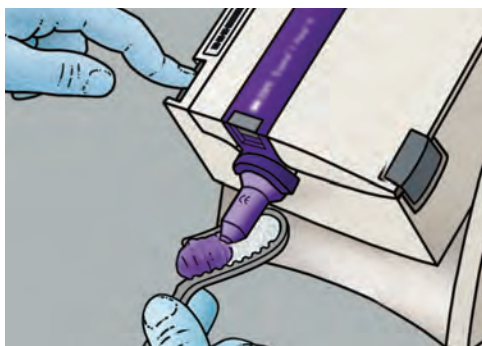
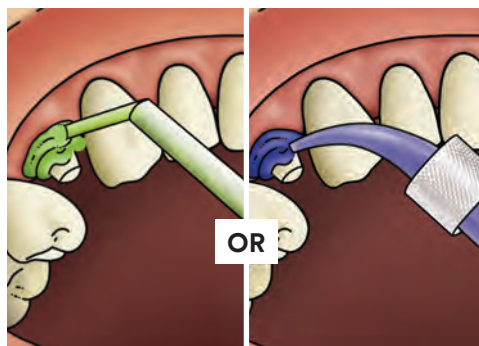


3M™ Impregum™ Super Quick Polyether™ Impression Material — Impression Technique

Steps for using 3M™ Impregum™ Super Quick Polyether™ Impression Material with a Monophase or One-Step Double-Bite Technique



Before dispensing the material, apply tray adhesive to the walls of the tray and allow to dry. DO NOT apply adhesive to the mesh. Dispense medium or heavy-body material onto both sides of the tray, keeping the mixing tip immersed in the paste to avoid formation of bubbles.



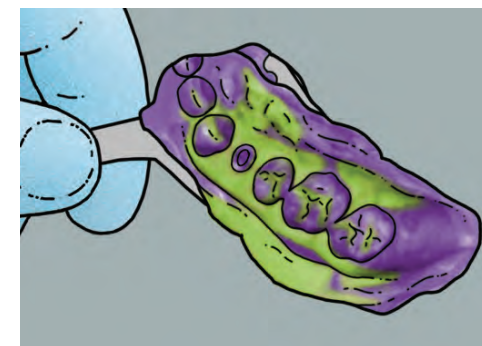
Syringe light body material around the margin using the 3M™ Intra-oral Syringe – Purple or syringe medium body material using the 3M™ Penta™ Elastomer Syringe.

▶ Working time: 0:45 seconds



Place tray and have patient gently bite down and hold. Follow recommended setting time in the mouth using a timer.

▶ Intra-oral setting time: 2:00 minutes



When material is completely set, carefully remove tray from mouth and evaluate the final impression.